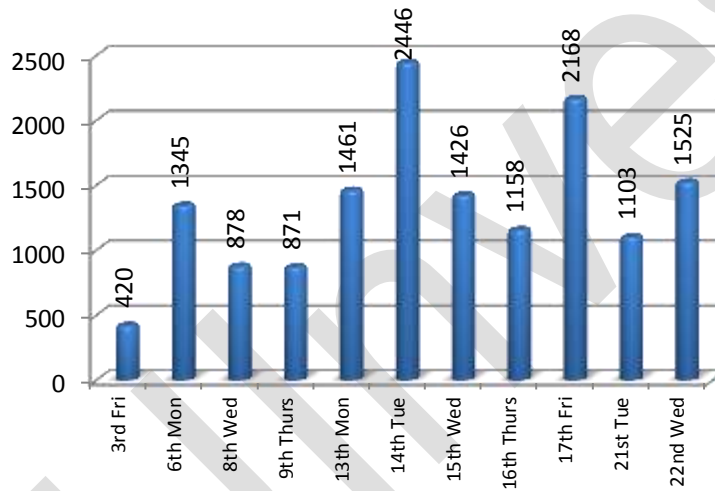


# THE PAST

## Indices

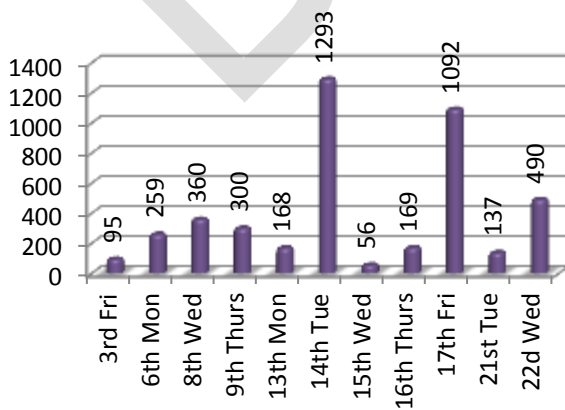
ASI										5,420.97 (+112.46) (+2.12%)	
MPI										4,733.16 (+132.53) (+2.88%)	
	3 <sup>rd</sup> Feb	6 <sup>th</sup> Feb	8 <sup>th</sup> Feb	9 <sup>th</sup> Feb	13 <sup>th</sup> Feb	14 <sup>th</sup> Feb	15 <sup>th</sup> Feb	16 <sup>th</sup> Feb	17 <sup>th</sup> Feb	21 <sup>st</sup> Feb	Wednesday, 22 <sup>nd</sup> Feb 2012

## Turnover (SL Rs. 'millions)

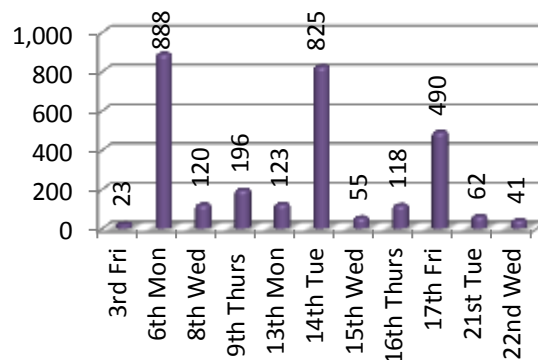


## Foreign Activities (in SL Rs. Millions)

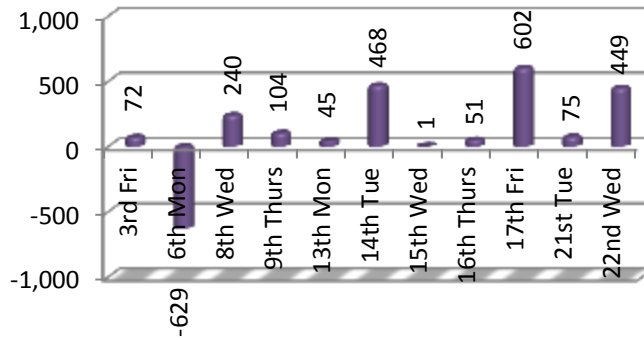
### FOREIGN PURCHASES



### FOREIGN SALES

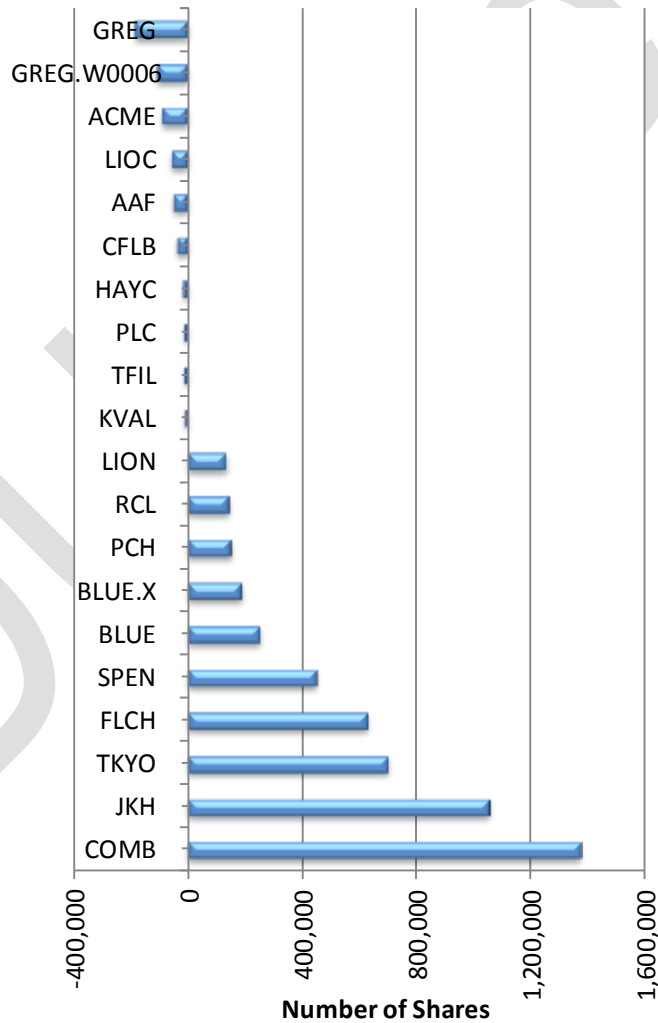


**NET FOREIGN INFLOW/OUTFLOW**



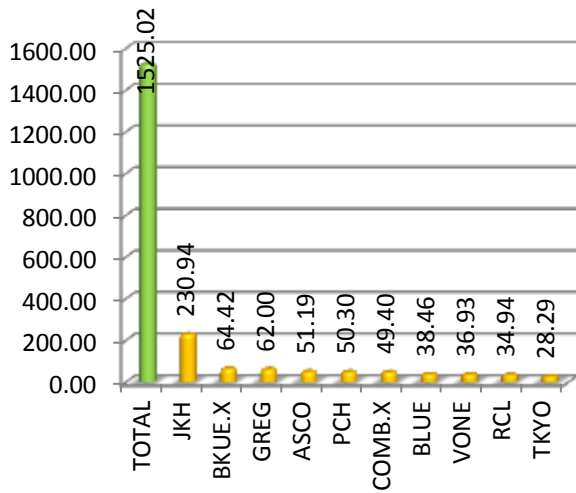
**Top Foreign Purchases/Sales**

**Top 10 Foreign Purchases(+) & Sales(-)**

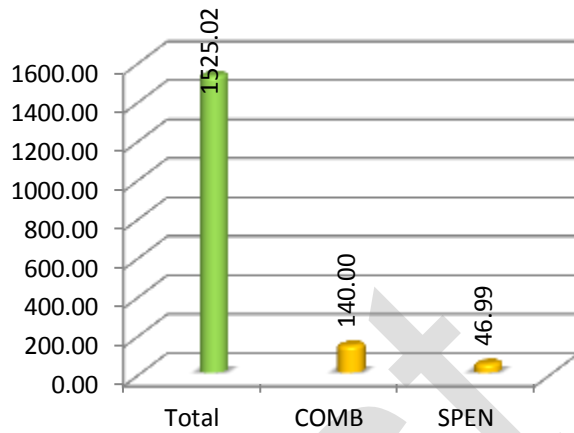


**Turnover Contributors (SL Rs. 'millions)**

**TOP 10 CONTRIBUTORS**



**CROSSINGS CONTRIBUTORS**



**Market Highlights**

**NEW 52WK HIGH**

Symbol	Close Price	52 Week High
----	----	----

**NEW 52WK LOW**

Symbol	Close Price	52 Week Low
ACAP.N0000	44.90	38.20
SEMB.X0000	0.50	0.40

**OVERSOLD STOCKS (RSI)**

Symbol	Close Price
MGT.N0000	14.00
DIMO.N0000	1,000.70
TILE.N0000	69.00

**OVERBOUGHT STOCKS (RSI)**

Symbol	Close Price
SFS.N0000	179.00
HNB.X0000	95.00

**MOST VOLATILE – RANGE %**

Symbol	Close Price	Range %
CDIC.N0000	306.50	49.47
MADU.N0000	14.20	35.00
BOPL.N0000	12.00	31.00
BLUE.N0000	7.00	30.36
HEXP.N0000	29.40	27.78

**MOST VOLATILE – RANGE**

Symbol	Close Price	Range
HDFC.N0000	1,050.00	149.90
PHAR.N0000	797.10	120.00
CDIC.N0000	306.50	108.00
EBCR.N0000	1,100.00	75.00
HUNT.N0000	440.00	50.00

**Dealings by Directors**

Company	Name of Director	Date of Transaction	Nature of Sale	Number of Shares	Consideration per Share
Royal Ceramics Lanka PLC	Mr. W D N H Perera	15 <sup>th</sup> Feb.	Bought	20,000	Rs.111.21
		16 <sup>th</sup> Feb.		14,000	Rs.115.00
		21 <sup>st</sup> Feb.		170,400	Rs.117.00
Royal Ceramics Lanka PLC	Mr. W D N H Perera	21 <sup>st</sup> Feb.	Sold	24,000	Rs.120.00
Royal Ceramics Lanka PLC	Mr. K D D Perera	21 <sup>st</sup> Feb.	Bought	100,000	Rs.120.00
Ceylon and Foreign Trades PLC	Dr. S A Gulamhusein	14 <sup>th</sup> Feb.	Bought	4,000	Rs.6.00
Eastern Merchants PLC	Mr. S Jayakody	14 <sup>th</sup> Feb.	Sold	7,500	Rs.10.20
		15 <sup>th</sup> Feb.		3,200	Rs.9.97
L B Finance PLC	Mr. W D N H Perera	09 <sup>th</sup> Feb.	Bought	5,000	Rs.118.00
Swisstek (Ceylon) PLC	Mrs. A K N Jayasekera	15 <sup>th</sup> Feb.	Bought	5,000	Rs.13.00
Lion Brewery (Ceylon) PLC	Mr. H Selvanathan	21 <sup>st</sup> Feb.	Bought	350,000	Rs.200.00
	Mr. S K Shah			633,900	Rs.200.00
	Mr. D C R Gunawardena				
	Mr. K Selvanathan				
Lion Brewery (Ceylon) PLC	Mr. H Selvanathan	21 <sup>st</sup> Feb.	Bought	1,200	Rs.190.00
	Mr. L C R de C Wijetunge			1,300	Rs.192.00
	Mr. S K Shah			2,000	Rs.197.00
	Mr. D C R Gunawardena			2,000	Rs.198.00
	Mr. K Selvanathan			2,000	Rs.199.00
				700	Rs.199.50
	990,800	Rs.200.00			

**Change of Directorate**

Company	Name of Director	Status	Designation
Indo – Malay PLC	Mr. Tennyson Rodrigo	Appointed	Non-Executive Independent Director
Nation Lanka PLC	Mr. K M S Kandedgedara	Appointed	Non-Executive Director
Seylan Developments PLC	Mr. S Paliawadana	Appointed	Deputy Chairman
Seylan Developments PLC	Mr. M K Muthukumar	Appointed	Director
Seylan Developments PLC	Mr. H L Gunasekara	Resigned	Director
Muller & Phipps (Ceylon) PLC	Mr. A R Rasiah	Appointed	Independent Non-Executive Directors
	Mr. S N P Palihena		

## Dividends Announced

Symbol	Type	Rate of Dividend	AGM	XD	Payment	Shareholders' Approval
DOCK.N0000	1 <sup>st</sup> & Final	Rs.6.00	-	02 <sup>nd</sup> Mar.	14 <sup>th</sup> Mar.	-
AAIC.N0000	Final	Rs.2.00	26 <sup>th</sup> Mar.	27 <sup>th</sup> Mar.	04 <sup>th</sup> Apr.	Required

DUInvest

# THE PRESENT

## Price Band as of Thursday 23<sup>rd</sup> February

Symbol	Price when Band Imposed	Price Last	Change Price % during Band	Daily Average	Days on the Band
----	----	----	----	----	<input type="text"/> <input type="text"/> <input type="text"/> <input type="text"/> <input type="text"/>

## News Highlights

- [UN committee bars Sri Lankan general linked to atrocities](#)
- [Sri Lanka stx jump 2 pct on retail, foreign buying](#)
- [New programme to upgrade Sri Lanka Fisheries Harbours](#)
- [Paddy Purchases started yesterday](#)
- [Special instructions to manage fuel, electricity expenses](#)

# THE FUTURE

## MACD

### CROSSOVER FROM BELOW TO ABOVE

Symbol
BLUE.N0000
PABC.N0000
CTBL.N0000
SEMB.X0000
LGL.X0000
GREG.N0000
REXP.N0000
TFC.N0000
HPWR.N0000
CIND.N0000
RPBH.N0000
RHL.X0000
RAL.N0000
VPEL.N0000
MBSL.N0000
LGL.N0000
CLND.N0000
EDEN.N0000
CHOT.N0000
RENU.N0000
CFLB.N0000
DFCC.N0000
GREG.W0003
ETWO.N0000
NIFL.N0000
SEMB.N0000
TWOD.N0000
KHC.N0000
COCR.N0000
CARS.N0000
SHOT.X0000
CDIC.N0000
HHL.N0000
GREG.W0006
TFIL.N0000
HPFL.N0000
HUNA.N0000
AGAL.N0000
LCEY.N0000
GUAR.N0000
LITE.N0000
COCO.N0000
SFIN.N0000
CWM.N0000
CINV.N0000
JINS.N0000
VFIN.N0000

### CROSSOVER FROM ABOVE TO BELOW

Symbol
-----

Note : If you wish to learn more about MACD, refer [this link](#). To refer previous lessons, please click on the "Arrows". If you wish to practice yourself with real life examples of these indicators, [click here](#).

## Moving Average

### CROSSOVER FROM BELOW TO ABOVE

Symbol
ACME.N0000
HNB.N0000
LLUB.N0000
TANG.N0000
AMSL.N0000
JKH.N0000
NAMU.N0000
CONN.N0000
SEYB.N0000
HASU.N0000
DIAL.N0000

### CROSSOVER FROM ABOVE TO BELOW

Symbol
-----

Note : If you wish to learn more about Moving Average, refer [this link](#). To refer previous lessons, please click on the "Arrows". If you wish to practice yourself with real life examples of these indicators, [click here](#).

## RSI

### LOWER LIMIT

Symbol
CFVF.N0000
TFC.X0000
RPBH.N0000
LOLC.N0000
ACAP.N0000
BRWN.N0000
SUN.N0000

### UPPER LIMIT

Symbol
-----

Note : If you wish to learn more about RSI, refer [this link](#). To refer previous lessons, please click on the "Arrows". If you wish to practice yourself with real life examples of these indicators, [click here](#).

## Charting Patterns

### HAMMER

Symbol
-----

### HANGING MAN

Symbol
ASCO.N0000
NIFL.N0000
KVAL.N0000

TAFL.N0000

**BULLISH ENGULFING**

Symbol
TJL.N0000

**BEARISH ENGULFING**

Symbol
-----

Note : If you wish to learn more about Charting Patterns, refer [this link](#). To refer previous lessons, please click on the "Arrows".

**Note**

If you wish to know the parameters for the above indicators, please refer the [DUInvest Analyst Forum](#)



Need help with the report? Visit the portal and ask from the analyst forum.

**Disclaimer**

This document has been prepared and published by **DUInvest**, on the basis of publicly available information and internal analysis. Whilst all responsible care has been taken to ensure that the analysis is accurate

and the opinions given are fair and reasonable neither **DUInvest**, nor any Director, officer or employee, shall in any way be responsible for the contents. DUInvest does not represent, warrant, or guarantee that the contents of this report are accurate. Investors should not rely solely on the information provided in this report and by all means should conduct their own research before making an investments decision.

DUInvest